






# Technical Data Sheet

Cityline Series  
Iberia Plant



Product Name	Swatch	Size	Standard	Durability Class (Grade)	Dimensional Variation (Type)	Compressive Strength (psi)	24-hr Cold Water Absorption (%)	5-hr Boil Absorption (%)	IRA (g/min per 30in <sup>2</sup> )	Core Volume (%)
Autumn Harvest Blend		Modular	ASTM C216	SW	FBS	>5,000	<6	<10	<20	<25
Canyon Blend		Modular	ASTM C216	SW	FBS	>5,000	<6	<10	<20	<25
Chateau Brown		Modular	ASTM C216	SW	FBS	>10,000	<6	<10	<10	<25
Kenosha		Modular	ASTM C216	SW	FBS	>10,000	<6	<10	<10	<25
Kokomo		Modular	ASTM C216	SW	FBS	>5,000	<6	<10	<20	<25
Mansfield Red		Modular	ASTM C216	SW	FBS	>5,000	<6	<10	<20	<25
Marion Blend		Modular	ASTM C216	SW	FBS	>10,000	<6	<10	<20	<25
Rosedale		Modular	ASTM C216	SW	FBS	>10,000	<6	<10	<20	<25

This data represents average results. If specific test results are required, sample should be taken from current production lots. U.S. STANDARD TEST METHODS (ASTM C67) ARE USED AS APPLICABLE, UNLESS OTHERWISE NOTED. ©2024

Size	Width	Height	Length	Weight	Brick per Cube	Brick per Sq Ft
Modular	3-1/2"	2-1/4"	7-5/8"	3.6	525	6.86