

BRICK PAVER COLLECTION
2025



Crafted from natural materials, Glen-Gery pavers not only enhance the aesthetic appeal of patios, walkways and driveways but also offer excellent resistance to weathering and wear. The rich, earthy tones and unique textures create a warm, inviting atmosphere, while their sustainable composition ensures a minimal environmental impact. Investing in genuine clay brick pavers means choosing quality, longevity, and a classic look that never goes out of style.




Brick Paver Collection

Crafting paths with permanence and style



Product Overview

Genuine clay brick pavers offer unmatched durability, timeless charm, and versatile design options for outdoor spaces. Crafted from natural clay, these pavers are kiln-fired to perfection, ensuring enduring strength against weathering and heavy foot traffic. Their inherent thermal properties provide comfort underfoot and enhance outdoor aesthetics, while their low maintenance requirements make them a practical and sustainable choice for long-lasting beauty. Trust in genuine clay brick pavers to elevate any outdoor environment with elegance and sophistication.



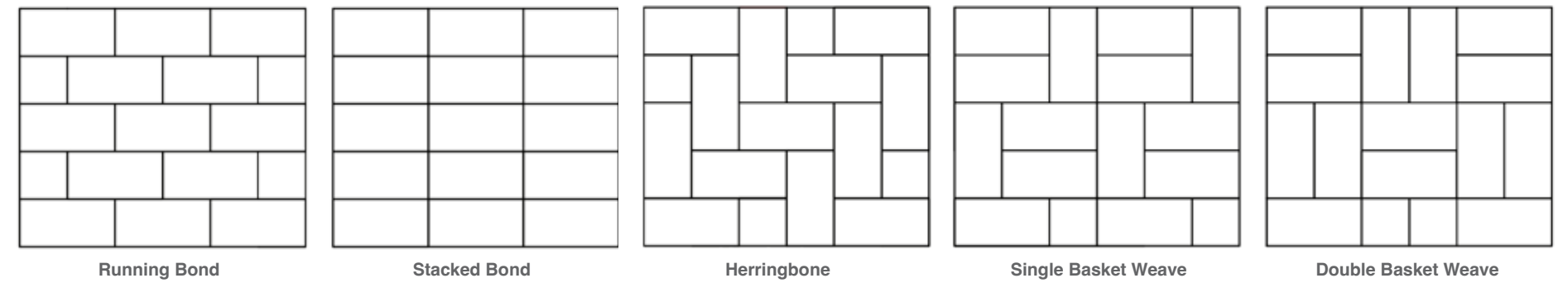
Details

With a rich palette of colors, genuine clay brick pavers allow for endless customization, making them ideal for walkways, patios, driveways and landscaping projects.

See the full offering of unique color options within, or visit www.glengery.com

Patterns

Paver patterns, ranging from classic herringbone to intricate basket weave designs, add visual interest and character to outdoor spaces, enhancing both aesthetics and functionality.



Cityscape Series



PLUM PLAZA 4X8 PAVER

Cityscape Paver Series // Sergeant Bluff Plant



LIBERTY COPPER 4X8 PAVER

Cityscape Paver Series // Sergeant Bluff Plant



EMPIRE BLUE 4X8 PAVER

Cityscape Paver Series // Sergeant Bluff Plant

Size

Size	Width	Height	Length	Weight	Brick per Sqft
4X8 Straight Edge Paver	4"	2-1/4"	8"	6.3 lb	4.5

All of these products meet or exceed the requirements set forth in ASTM C902 for Class SX Type I pedestrian and light traffic paving brick.

And meet or exceed the requirements set forth in ASTM C1272 for Type R heavy vehicular paving brick. Refer to ASTM C1272 for limitations of Type R paving brick.

EMPIRE BLUE 4X8 PAVER

Cityscape Paver Series // Sergeant Bluff Plant

Urbanscape Series



ALLEGHENY GREY 4X8 PAVER
Urbanscape Paver Series // Pittsburgh Plant



PITTSBURGH PEARL 4X8 PAVER
Urbanscape Paver Series // Pittsburgh Plant



RIVERFRONT PEWTER 4X8 PAVER
Urbanscape Paver Series // Pittsburgh Plant



BROWNSTONE BOULEVARD 4X8 PAVER
Urbanscape Paver Series // Pittsburgh Plant



IRON CITY RED 4X8 PAVER
Urbanscape Paver Series // Pittsburgh Plant



IRON CITY FULL RANGE 4X8 PAVER
Urbanscape Paver Series // Pittsburgh Plant

Size

Size	Width	Height	Length	Weight	Brick per Sqft
4X8 Straight Edge Paver	4"	2-1/4"	8"	6.3 lb	4.5
Modular Paver*	3-5/8"	2-1/4"	7-5/8"	5.4 lb	4.5*


*Iron City Red Paver and Iron City Full Range Paver are available in Modular and 4 x 8 Straight Edge sizes. All others shown here are available in 4 x 8 Straight Edge only.

*Coverage based on a 3/8" mortar joint.

All of these products meet or exceed the requirements set forth in ASTM C902 for Class SX Type I pedestrian and light traffic paving brick.

Allegheny Grey, Brownstone Boulevard, Pittsburgh Pearl and Riverfront Pewter meet or exceed the requirements set forth in ASTM C1272 for Type R heavy vehicular paving brick. Refer to ASTM C1272 for limitations of Type R paving brick.

Lawrenceville Series



RED RANGE 2-1 PAVER

Lawrenceville Paver Series // Lawrenceville Plant



FULL RANGE 2-1 PAVER

Lawrenceville Paver Series // Lawrenceville Plant



RED RANGE MODULAR PAVER

Lawrenceville Paver Series // Lawrenceville Plant



OLD TRAIL MODULAR PAVER

Lawrenceville Paver Series // Lawrenceville Plant

Size

Size	Width	Height	Length	Weight	Brick per Sqft
2-1 Paver	3-11/16"	2-1/4"	7-3/8"	4.9 lb	5.30
Modular Paver	3-9/16"	2-1/4"	7-5/8"	4.9 lb	4.57 +

*Coverage based on a 3/8" mortar joint.

All of these products meet or exceed the requirements set forth in ASTM C902 for Class SX Type I pedestrian and light traffic paving brick.

OLD TRAIL MODULAR PAVER
Lawrenceville Paver Series // Lawrenceville Plant



MARKET STREET 4X8 TUMBLED PAVER
KF Paver Series // Mid-Atlantic Plant



MARKET STREET 4X8 TUMBLED PAVER
KF Paver Series // Mid-Atlantic Plant



CANAL STREET 4X8 TUMBLED PAVER
KF Paver Series // Mid-Atlantic Plant



RED 4X8 PAVER
KF Paver Series // Mid-Atlantic Plant

Size

Size	Width	Height	Length	Weight	Brick per Sqft
4X8 Tumbled Paver	4"	2-1/4"	8"	5.7 lb	4.5
4X8 Straight Edge Paver	4"	2-1/4"	8"	5.7 lb	4.5

All of these products meet or exceed the requirements set forth in ASTM C902 for Class SX Type I pedestrian and light traffic paving brick.

Cushwa Series



DANISH 4X8 MOLDED PAVER
Cushwa Paver Series // Mid-Atlantic Plant



52-DD 4X8 MOLDED PAVER
Cushwa Paver Series // Mid-Atlantic Plant



SHENANDOAH 4X8 MOLDED PAVER
Cushwa Paver Series // Mid-Atlantic Plant



53-DD 4X8 MOLDED PAVER
Cushwa Paver Series // Mid-Atlantic Plant

Size

Size	Width	Height	Length	Weight	Brick per Sqft
4 x 8 Molded Paver	4"	2-1/4"	8"	5.3 lb	4.5

All of these products meet or exceed the requirements set forth in ASTM C902 for Class SX Type II pedestrian and light traffic paving brick.

DANISH 4X8 MOLDED PAVER
Cushwa Paver Series // Mid-Atlantic Plant

Hometown Series



COVINGTON MODULAR MOLDED PAVER
Hometown Paver Series // Iberia Plant



CANTON MODULAR MOLDED PAVER
Hometown Paver Series // Iberia Plant



ALBANY MODULAR MOLDED PAVER
Hometown Paver Series // Iberia Plant



AUGUSTA MODULAR MOLDED PAVER
Hometown Paver Series // Iberia Plant



JAMESTOWN MODULAR MOLDED PAVER
Hometown Paver Series // Iberia Plant



CANTON MODULAR MOLDED PAVER
Hometown Paver Series // Iberia Plant

Size

Size	Width	Height	Length	Weight	Brick per Sqft
Modular Paver*	3-1/2"	2-1/4"	7-5/8"	4.7 lb	4.2


All of these products meet or exceed the requirements set forth in ASTM C902 for Class SX Type II pedestrian and light traffic paving brick.



Brick Paver Index

Name	Type	Plant	Series	Size(s)	Page
Empire Blue Paver	Extruded Paver	Sergeant Bluff	Cityscape Paver Series	4x8 Straight Edge Paver 4 x 2-1/4 x 8	7
Liberty Copper Paver	Extruded Paver	Sergeant Bluff	Cityscape Paver Series	4x8 Straight Edge Paver 4 x 2-1/4 x 8	7
Plum Plaza Paver	Extruded Paver	Sergeant Bluff	Cityscape Paver Series	4x8 Straight Edge Paver 4 x 2-1/4 x 8	7
52-DD Paver	Molded Paver	Mid-Atlantic	Cushwa Paver Series	4x8 Molded Paver 4 x 2-1/4 x 8	15
53-DD Paver	Molded Paver	Mid-Atlantic	Cushwa Paver Series	4x8 Molded Paver 4 x 2-1/4 x 8	15
Danish Paver	Molded Paver	Mid-Atlantic	Cushwa Paver Series	4x8 Molded Paver 4 x 2-1/4 x 8	15
Shenandoah Paver	Molded Paver	Mid-Atlantic	Cushwa Paver Series	4x8 Molded Paver 4 x 2-1/4 x 8	15
Albany Paver	Molded Paver	Iberia	Hometown Paver Series	Moldar Paver 3-1/2 x 2-1/4 x 7-5/8	17
Augusta Paver	Molded Paver	Iberia	Hometown Paver Series	Moldar Paver 3-1/2 x 2-1/4 x 7-5/8	17
Canton Paver	Molded Paver	Iberia	Hometown Paver Series	Moldar Paver 3-1/2 x 2-1/4 x 7-5/8	17
Covington Paver	Molded Paver	Iberia	Hometown Paver Series	Moldar Paver 3-1/2 x 2-1/4 x 7-5/8	17
Jamestown Paver	Molded Paver	Iberia	Hometown Paver Series	Moldar Paver 3-1/2 x 2-1/4 x 7-5/8	17
Canal Street Paver	Extruded Paver	Mid-Atlantic	KF Paver Series	4x8 Tumbled Paver 4 x 2-1/4 x 8	13
Market Street Paver	Extruded Paver	Mid-Atlantic	KF Paver Series	4x8 Tumbled Paver 4 x 2-1/4 x 8	13
Red 4x8 Paver	Extruded Paver	Mid-Atlantic	KF Paver Series	4x8 Straight Edge Paver 4 x 2-1/4 x 8	13
Full Range 2-1 Paver	Extruded Paver	Lawrenceville	Lawrenceville Paver Series	2-1 Paver 3-11/16 x 2-1/4 x 7-3/8	11
Old Trail Modular Paver	Extruded Paver	Lawrenceville	Lawrenceville Paver Series	Modular Paver 3-9/16 x 2-1/4 x 7-5/8	11
Red Range 2-1 Paver	Extruded Paver	Lawrenceville	Lawrenceville Paver Series	2-1 Paver 3-11/16 x 2-1/4 x 7-3/8	11
Red Range Modular Paver	Extruded Paver	Lawrenceville	Lawrenceville Paver Series	Modular Paver 3-9/16 x 2-1/4 x 7-5/8	11
Allegheny Grey Paver	Extruded Paver	Pittsburgh	Urbanscape Paver Series	4x8 Straight Edge Paver 4 x 2-1/4 x 8	8
Brownstone Boulevard Paver	Extruded Paver	Pittsburgh	Urbanscape Paver Series	4x8 Straight Edge Paver 4 x 2-1/4 x 8	9
Iron City Full Range Paver	Extruded Paver	Pittsburgh	Urbanscape Paver Series	4x8 Straight Edge Paver 4 x 2-1/4 x 8, Modular 3-5/8 x 2-1/4 x 7-5/8	9
Iron City Red Paver	Extruded Paver	Pittsburgh	Urbanscape Paver Series	4x8 Straight Edge Paver 4 x 2-1/4 x 8, Modular 3-5/8 x 2-1/4 x 7-5/8	9
Pittsburgh Pearl Paver	Extruded Paver	Pittsburgh	Urbanscape Paver Series	4x8 Straight Edge Paver 4 x 2-1/4 x 8	9
Riverfront Pewter Paver	Extruded Paver	Pittsburgh	Urbanscape Paver Series	4x8 Straight Edge Paver 4 x 2-1/4 x 8	9

Scan to view online





Discover the possibilities at [glengery.com](https://www.glengery.com)